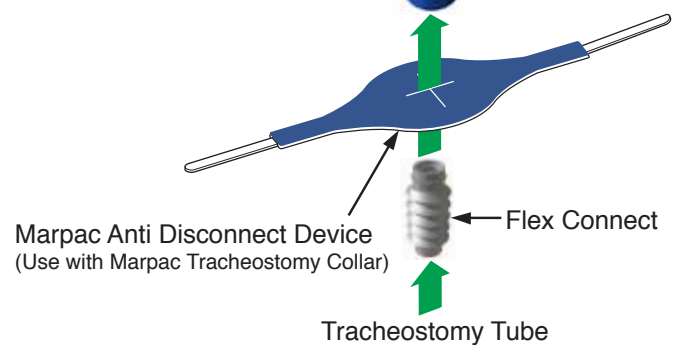


Ventilator Anti-Disconnect Device Instructions for Use

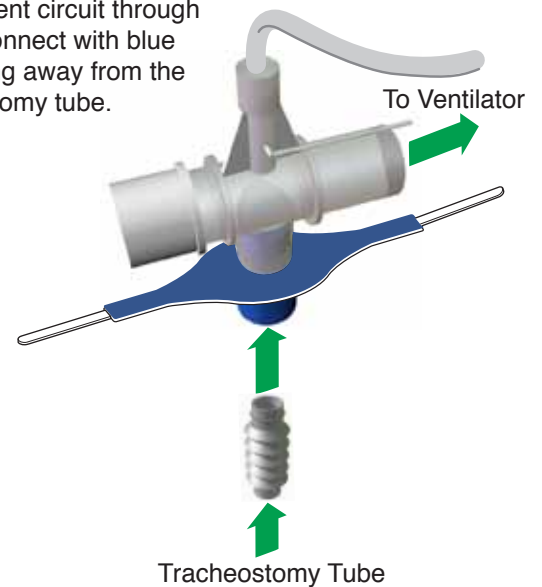
1

Place Marpac Anti-Disconnect Device in the section of the vent circuits where disconnects are occurring (for example between the flex connect and the rest of the vent circuit).



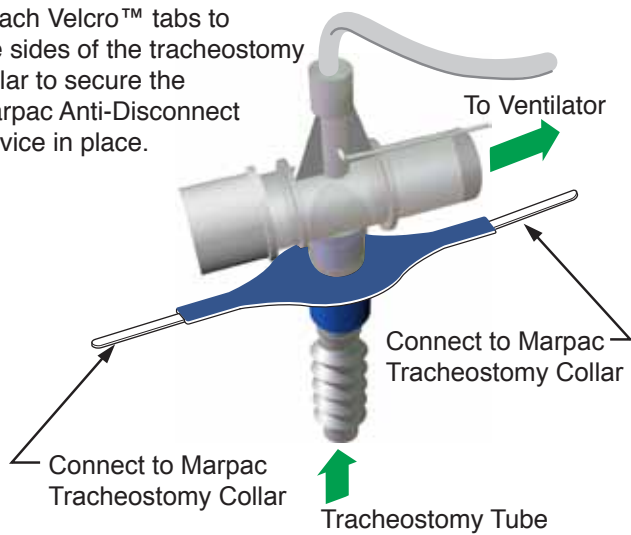
2

Thread vent circuit through anti-disconnect with blue side facing away from the tracheostomy tube.



3

Attach Velcro™ tabs to the sides of the tracheostomy collar to secure the Marpac Anti-Disconnect Device in place.



4

Marpac Anti-Disconnect Device in place on patient.

